



**An t-Eilean Sgitheanach &
Loch Aillse
Fòram Sgìreil Sheirbheis na
Cloidne**

**Skye & Lochalsh
Area Children's Service Forum**

**Plana Amalaichte Sheirbheisean
na Cloinne**

**Integrated Children's Services
Plan**

2005/2006

Contents

Foreword	3
Introduction	4
Progress	4
Priorities	6
Action Plan	8
Financial Plan	12
Appendix	
1. Local Outcome Targets - Update and Area Profile	13

Foreword

Skye & Lochalsh Area Children's Service Forum recognise the efforts of and commend staff in all the statutory and voluntary agencies for their hard work in making Integrated Children's Services a success in this area. During the last 3 years S&L ACSF has made significant progress with delivering more integrated children's services to the benefit of children, young people and families in the area. We thank you for your commitment to helping children get the best possible start in life and being included in their society.

This Plan briefly reviews what we have achieved so far and illustrates our continued support for these developments, our commitment to build on what has been put in place, and our determination to continue developing integrated services at all levels in Skye & Lochalsh.

Our priorities over the next 2 years are outlined at page 6 of this plan. We will ensure Skye & Lochalsh's children have the best possible start in life; enjoy being young; and are supported to develop as confident, capable and resilient citizens and to fully maximise their potential (*For Highland's Children 2*).

We will focus our efforts on particular areas of the seven, cross-cutting themes that have been developed, to ensure that all of Highland's children and young people are valued because they are:

- Safe
- Nurtured
- Healthy
- Achieving
- Active
- Respected & responsible
- Included

We value your support and know you will continue to work with us to develop services that are seamless and responsive for children, young people and families.

Laurence Young, Area Education Manager
Chairperson of Skye & Lochalsh Area Children's Service Forum

Introduction

Services for and care of children and families constitute a high priority for all Agencies and Voluntary Organisations in Highland. In Skye & Lochalsh, we have the challenges of geography, areas of deprivation, urban issues in semi-rural communities and remoteness. There will therefore be different and varied initiatives and solutions.

All agencies and organisations are working to improve services and care for families and it is important that this effort is co-ordinated using a partnership approach. Together, we can make a bigger and more lasting impact.

The Area Children's Service Forum (ACSF) is now well established in Skye & Lochalsh to facilitate this closer working between Agencies. These are primarily, Education, Culture & Sport, Social Work and NHS Highland, but also other partners such as Police, Housing, Voluntary Organisations and, importantly, Children, Young People and Families.

This plan will identify the priority developments of the Skye & Lochalsh Area Children's Service Forum (S&L ACSF) and will outline how the Forum will foster and encourage the joint working necessary to make a difference for children, families and communities.

Progress

Liaison arrangements are now in place across Skye & Lochalsh and well established to consider the needs of children who require additional support. Staff from a range of agencies are fully engaged with this model of inter-agency working. With the creation of another Senior Family Liaison Officer, based at Portree, we are now well placed to develop and deliver children's services around a model of Associated School Groups. This will include services for pre-school (Surestart) as well as school-aged children.

Services for children with additional needs and disabilities will be available from the Staffin Unit. This will provide weekend residential respite at Staffin. Children can be collected from school on Friday afternoon and transported back to school on Monday morning providing

four days of respite for parents. Domiciliary support and Community services can also be provided from the Staffin Unit according to the needs of children and their families.

Skye & Lochalsh Area Children's Service Forum welcomes the 7 new Themes and the 50 new Key Outcomes in *For Highland's Children 2* (<http://www.highland.gov.uk/educ/integrated-childrens-services/ics-publications.htm>) and will continue to work to ensure Skye & Lochalsh's children have the best possible start in life; enjoy being young; and are supported to develop as confident, capable and resilient, to fully maximise their potential.

Seven cross-cutting themes have been developed, to ensure that all of Highland's children and young people are valued because they are:

- Safe
- Nurtured
- Healthy
- Achieving
- Active
- Respected & responsible
- Included

The Included theme relates to families defined as being 'in need' or more vulnerable. These children and families will be supported to overcome the barriers that create inequality.

Skye & Lochalsh Area Children's Service Forum will prioritise from the Included Theme services for children:

- With Mental Health Needs
- With Additional Health Needs
- Experiencing Social, Emotional & Behavioural Difficulties

Valuable evaluation information has now been provided - measured against the original Local Outcome Agreement Targets - by Alison Clark, Researcher for Integrated Children's Services and Cameron Thomas, Research Analyst with the Community Planning Pilot (Appendix 1).

They identified that Skye & Lochalsh is performing just above average in relation to Highland for most of the Local Outcome Agreement Targets.

We are doing reasonably well in achieving Health Promoting Schools status for all of our schools, but, having a large number of very small

schools, will find it a challenge to get them all accredited by December 2005.

Skye & Lochalsh pupils are, though, performing below the Highland average in relation to Writing. Efforts will need to be focused on this area of the curriculum to raise writing attainment.

Priorities

Skye & Lochalsh Area Children's Service Forum will reconfigure integrated children's services around Associated School Group clusters to focus their efforts in particular on the Key Outcomes where more progress is required (Local Outcome Targets. Appendix 1). These are:

Safe

- *Ensure Key Child Protection National Standards / Children's Charter are implemented.*
- *Demonstrate an increase in the level of confidence of young people to report bullying. Increase the proportion of recorded incidents reported to be resolved satisfactorily by school management and by pupils. Monitor all race-related bullying.*
- *All referrals of vulnerable young people will be assessed within a common framework. Utilising the common assessment process, children and young people who need it will have an intervention plan, involving an integrated package of appropriate health, care and education support.* I.

Nurtured

- *Increase the level of respite service provided to young people with disabilities.*
- *Substantially increase the number of vulnerable families of 0-3 year olds accessing services supported by 'surestart' funding stream.*
- *Reduce the length of time young people are awaiting permanent and adoptive placements.*

Healthy

- *Reduce the proportion of 13 and 15 year olds self-reporting using alcohol in the last week.*
- *Reduce the proportion of 13 and 15 year olds self-reporting smoking regularly each week.*

- *Reduce the proportion of 13 and 15 year olds self-reporting using drugs in the last month.*

Achieving

- *Increase the proportion of pupils in S2 achieving or exceeding Level E in reading, writing and mathematics Increase the proportion of the original S4 cohort who have attained SCQF level 6 or better by the end of S6*
- *Increase the proportion of children in Gaelic Medium Education and number of children and adult learners.*

Active

- *Audit and increase by 20% the number of communities with play areas shared with nursery/ schools. Audit and increase by 30% the number of Highland Primary Schools with Playground Supervisors &/or Play Monitors trained in promoting positive play in the playground. Introduce Toptots & Topstart to 50% of Nurseries in Highland.*
- *Initiate a cultural pledge for school age children as a result of 2007, the Year of Highland Culture. Increase the numbers taking part in sports and cultural activity by 3%, maintaining the balance of participation across the population.*

Respected & Responsible

- *Reduce the number of school exclusions.*
- *Increase the proportion of school leavers that are in employment/training or higher/further education.*

Included

- *Reduce the length of time that children are looked after. Reduce the number and the proportion of children who are looked after and accommodated. Reduce the average number of placement moves. Maintain at 25 or reduce further, the number of Looked After Children in 'out of area placements'.*
- *Ensure all children/families with a disability have an identified keyworker if they wish one.*

Action Plan

Theme	Key Outcome	What we will do	Resources
Safe	<ul style="list-style-type: none"> • <i>Ensure Key Child Protection National Standards / Children's Charter are implemented.</i> 	Support and provide inter-agency training to maintain awareness of Child Protection issues. Implement Common Assessment Framework.	ACSF Training budget
	<ul style="list-style-type: none"> • <i>Demonstrate an increase in the level of confidence of young people to report bullying. Increase the proportion of recorded incidents reported to be resolved satisfactorily by school management and by pupils. Monitor all race-related bullying.</i> 	Support the Community Safety Strategy, Domestic Abuse Strategy and collaborate with Northern Constabulary to promote anti-bullying initiatives. Develop emotional intelligence and resilience among young people. Early detection and support for those experiencing loss/grief/bereavement, etc.	All schools
	<ul style="list-style-type: none"> • <i>All referrals of vulnerable young people will be assessed within a common framework. Utilising the common assessment process, children and young people who need it will have an intervention plan, involving an integrated package of appropriate health, care and education support.</i> 	Implement Common Assessment Framework.	All services and agencies
Nurtured	<ul style="list-style-type: none"> • <i>Increase the level of respite service provided to young people with disabilities.</i> 	Develop the Staffin Respite Unit and the community/domiciliary service provision	Staffin budget and staff
	<ul style="list-style-type: none"> • <i>Substantially increase the number of</i> 	Invest in Voluntary Organisations to deliver services.	Surestart funds

	<p><i>vulnerable families of 0-3 year olds accessing services supported by 'surestart' funding stream.</i></p>	<p>Recruit Community Early Years Workers. Develop service structures to ensure integrated provision.</p>	<p>Surestart and ACSF funds</p>
	<ul style="list-style-type: none"> <i>Reduce the length of time young people are awaiting permanent and adoptive placements.</i> 	<p>Focus on Care Planning and Permanency Planning</p>	<p>Mainstream Social Work Services</p>
Healthy	<ul style="list-style-type: none"> <i>Reduce the proportion of 13 and 15 year olds self-reporting using alcohol in the last week.</i> 	<p>Collaborate with and support the Highland Drug and Alcohol Action Team to implement their Action Plans. Develop emotional intelligence and resilience among young people. Early detection and support for those experiencing loss/grief/bereavement, etc.</p>	<p>Highland Drug and Alcohol Action Team.</p>
	<ul style="list-style-type: none"> <i>Reduce the proportion of 13 and 15 year olds self-reporting smoking regularly each week.</i> 	<p>Collaborate with and support the Highland Drug and Alcohol Action Team to implement their Action Plans. Develop emotional intelligence and resilience among young people. Early detection and support for those experiencing loss/grief/bereavement, etc.</p>	<p>Highland Drug and Alcohol Action Team.</p>
	<ul style="list-style-type: none"> <i>Reduce the proportion of 13 and 15 year olds self-reporting using drugs in the last month.</i> 	<p>Collaborate with and support the Highland Drug and Alcohol Action Team to implement their Action Plans. Develop emotional intelligence and resilience among young people. Early detection and support for those experiencing loss/grief/bereavement, etc.</p>	<p>Highland Drug and Alcohol Action Team.</p>

Achieving	<ul style="list-style-type: none"> • <i>Increase the proportion of pupils in S2 achieving or exceeding Level E in reading, writing and mathematics. Increase the proportion of the original S4 cohort who have attained SCQF level 6 or better by the end of S6</i> 	<p>Through closer scrutiny of performance data and individual learner tracking systems in all primary and secondary schools focussing, particularly, on Writing.</p> <p>Support parents by providing Parenting Education that will promote positive parent/child relationships.</p>	All schools
	<ul style="list-style-type: none"> • <i>Increase the proportion of children in Gaelic Medium Education and number of children and adult learners.</i> 		
Active	<ul style="list-style-type: none"> • <i>Audit and increase by 20% the number of communities with play areas shared with nursery/ schools. Audit and increase by 30% the number of Highland Primary Schools with Playground Supervisors &/or Play Monitors trained in promoting positive play in the playground. Introduce Toptots & Topstart to 50% of Nurseries in Highland.</i> 		Active Schools resources
	<ul style="list-style-type: none"> • <i>Initiate a cultural pledge for school age children as a result of 2007, the Year of Highland</i> 	Active Schools Co-ordinators will expand the range of out of hours physical activity and sporting opportunities	Active Schools resources Sport

	<i>Culture. Increase the numbers taking part in sports and cultural activity by 3%, maintaining the balance of participation across the population.</i>	available to youngsters. The Sport Development Co-ordinator will join up the provision from out of hours to community and club provision and take forward generic and area sport development issues.	Development Co-ordinators
Respected & Responsible	<ul style="list-style-type: none"> <i>Reduce the number of school exclusions.</i> 	Ensure inter-agency staff support flexible curricula. Provide anger management and lifeskills training for young people at risk of exclusion.	Inter-agency ASG Teams. Youth Action Service.
	<ul style="list-style-type: none"> <i>Increase the proportion of school leavers that are in employment/training or higher/further education.</i> 	Develop local training and further/higher education opportunities	Careers Scotland. Skye and Lochalsh Enterprise
Included	<ul style="list-style-type: none"> <i>Reduce the length of time that children are looked after. Reduce the number and the proportion of children who are looked after and accommodated. Reduce the average number of placement moves. Maintain at 25 or reduce further, the number of Looked After Children in 'out of area placements'.</i> 	Fulfil the National Standards for frequency of supervision. Focus on Care Planning and interventions.	Mainstream Social Work Services. Inter-agency ASG Teams.
	<ul style="list-style-type: none"> <i>Ensure all children/families with a disability have an identified keyworker if they wish one.</i> 	Develop and promote inter-agency team of professionals providing services for children with disabilities.	All services and agencies

Financial Plan

	2005/06
0.2 Co-ordinator	6000
0.5 Senior Family Liaison Officer - Plockton	16250
0.5 Senior Family Liaison Officer - Portree	16250
SLGs/ASGS	
Plockton High School	2000
Portree High School	2000
Portree Primary School	2000
Primary School	6000
4 x Rural Clusters	
<u>Surestart</u> Parenting 5000	
SFLO 4000	
Training 1000	10000
HPS Worker - Apr-Jul	4000
IT Costs	2500
Family Support	4000
Training	2000
ACSF Contingency Fund	6800
Total	79800

Skye and Lochalsh

Highland's Local Outcome Targets

Update and Area Profile

Where possible within this report, performance information on Highland's Local Outcome Targets has been presented both at Highland and local level. In all cases the most recent data available has been provided. For certain targets though, information is not available at area level and in some circumstances, where numbers are small and individuals are identifiable, this data has not been presented.

Improved Achievement

Local Outcome Target 1

Background:

This indicator monitors the performance of the school population both at 5-14 and SCQF level.

The target is compiled at three levels. It monitors those attaining the appropriate 5-14 level at primary school and those secondary pupils attaining the Level E 5-14 standard by the end of S2. Thirdly the indicator monitors the proportion of the original S4 cohort and the number of Higher awards they attained by the end of S6.

Increase by 3% points the proportion of the pupils in combined P3, 4, 6 & 7 stages achieving or exceeding the appropriate 5-14 level relevant to their stage in Reading, Writing and Maths:

Highland

Performance Indicator	Baseline Year 2001/2	Progress Years		Target 2004/5
		2002/3	2003/4	
<i>Reading</i>	79.8%	80.3%	80.6%	82.8%
<i>Writing</i>	74.3%	73.5%	74.8%	77.3%
<i>Maths</i>	78.2%	79.1%	82.2%	81.2%

- Highland attainment in Reading and Maths has shown a small continuing improving trend between 2001/2 and 2003/4. There has been a significant increase in the level of attainment in Maths between 2002/3 and 2003/4, achieving the local target set for 2004/5.
- Attainment in Writing can be seen to rise in the year 2003/4 after an initial fall during the 2003/4 period.

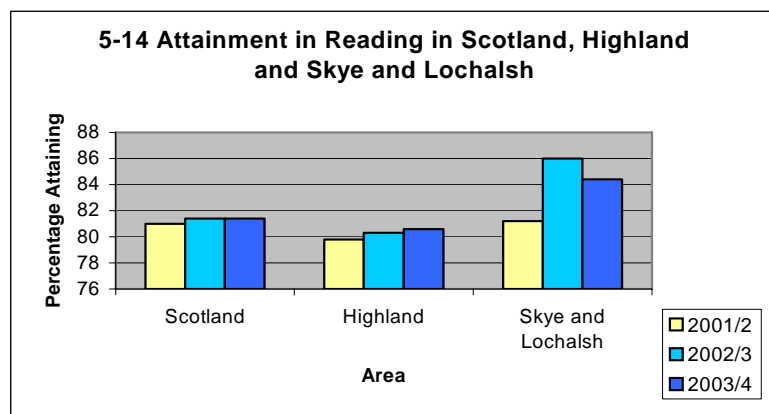
Skye and Lochalsh

Performance Indicator	Baseline Year 2001/2	Progress Years		Target 2004/5
		2002/3	2003/4	
<i>Reading</i>	81.2%	86.0%	84.4%	84.2%
<i>Writing</i>	70.2%	73.9%	73.9%	73.2%
<i>Maths</i>	79.1%	81.6%	83.0%	82.1%

- There was considerable improvement made in Reading attainment in Skye and Lochalsh between 2001/2 and 2002/3. Although there was a slight decrease in attainment in 2003/4, the proportion of pupils attaining at this level remained above the local target set for 2004/5
- Attainment in Writing and Maths increased between 2001/2 and 2002/3. Attainment in Maths continued this improving trend in 2003/4 whilst Writing attainment levels remained constant.
- Attainment levels in Reading and Maths remained above the Highland averages between 2001/2 and 2003/4, but attainment in Writing, although initially rising above the Highland average in 2002/3, fell below this level once again in 2003/4.

Improved Achievement

Figure 1

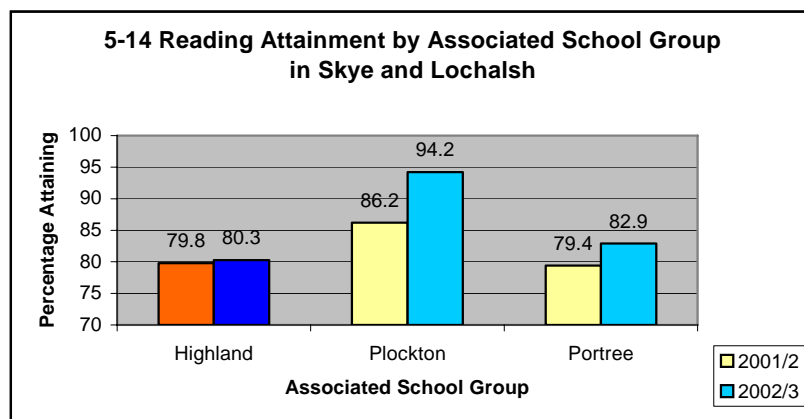


- Figure 1 compares Reading attainment in the combined primary classes across Scotland, Highland and Skye and Lochalsh.

- As is demonstrated, there were small improvements made in Reading attainment at both Scotland and Highland level between 2001/2 and 2003/4.
- Reading attainment in Skye and Lochalsh, although falling in 2003/4, remained higher than the national and Highland averages throughout the period.

(Note: 2003/4 results by associated school group are not yet available)

Figure 2



- Figure 2 also examines Reading attainment across the combined primary classes but compares the attainment across the two associated school groups in Skye and Lochalsh.

- Both school groupings, Plockton and Portree, made considerable improvements in Reading attainment between 2001/2 and 2002/3 and were above the Highland average for attainment in 2002/3.
- Plockton's Associated School Group were attaining considerably higher than the Highland average in 2001/2 and 2002/3
- Portree's Associated School Group, although slightly below Highland in 2001/2, improved beyond the Highland average in 2002/3.

Improved Achievement

Increase by 3% point the proportion of pupils in S2 achieving or exceeding Level E in Reading, Writing and Maths:

Highland

Performance Indicator	Baseline Year 2001/2	Progress Years		Target 2004/5
		2002/3	2003/4	
Reading	63.3%	63.7%	65.9%	66.3%
Writing	52.9%	54.3%	59.0%	55.9%
Maths	59.5%	60.4%	65.3%	62.5%

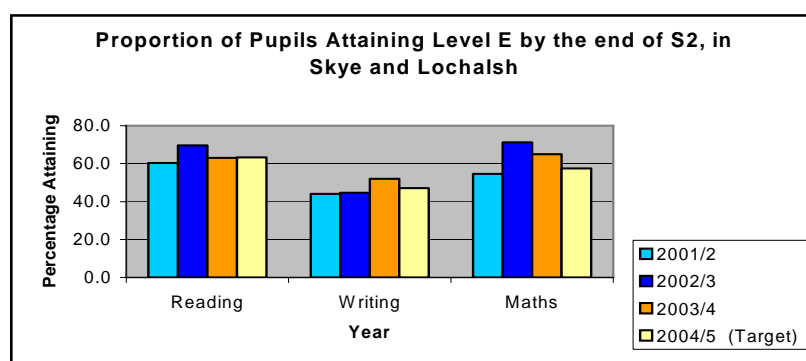
- Highland attainment in Reading, Writing and Maths has increased steadily over the 2001/2 to 2003/4 period.
- Improvements in both Writing and Maths attainment have increased considerably, achieving the targets set for 2004/5.

Skye and Lochalsh

Performance Indicator	Baseline Year 2001/2	Progress Years		Target 2004/5
		2002/3	2003/4	
Reading	60.3%	69.6%	63.0%	63.3%
Writing	44.0%	44.6%	52.0%	47.0%
Maths	54.5%	71.2%	64.9%	57.5%

- Significant improvements were made between 2001/2 and 2002/3 in attainment in both Reading and Maths, with both local targets being surpassed.
- This trend was reversed in 2003/4 with attainment in both Reading and Maths falling considerably to below the Highland averages for attainment at this level.
- A small improvement was made in Writing attainment at S2 level in 2002/3 but this increased considerably in 2003/4. Although remaining below the Highland average, the local target set for this indicator has been attained.

Figure 3



- Figure 3 highlights the variation in attainment at S2 level between 2001/2 and 2003/4.

- Attainment in Reading and Maths, after an initial increase in 2002/3, fell during the 2003/4 period.
- The levels of Writing attainment have slowly increased over the period attaining the local target set for 2004/5.

Improved Achievement

Increase by 1% point the proportion of the original S4 cohort who have attained SCQF level 6 or better by the end of S6:

Highland

Performance Indicator	Baseline Year 2001/2	Progress Years		Target 2004/5
		2002/3	2003/4	
1+ Awards	51%	49%	(awaiting)	52%
3+ Awards	36%	35%	34%	37%
5+ Awards	22%	22%	22%	23%

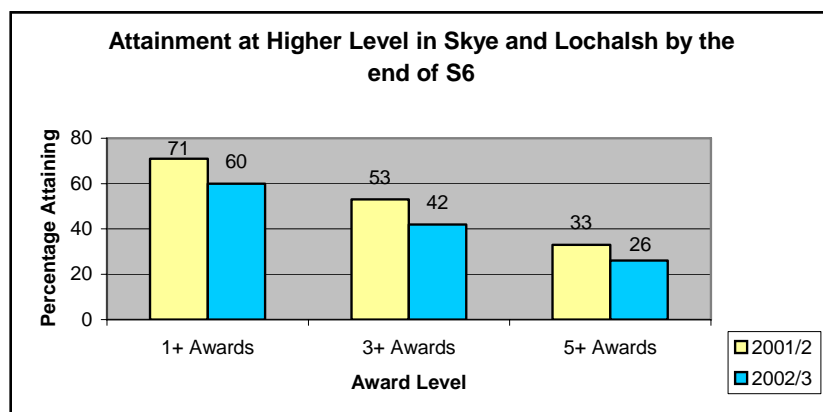
- The proportion of Highland pupils attaining one or more Higher awards fell by 2% between 2001/2 and 2002/3. The figure for 2003/4 is not yet available.
- The proportion of pupils attaining three or more Highers fell by one percentage point in both 2002/3 and again in 2003/4.
- The proportion of pupils attaining five or more awards at SCQF level 6 remained static with 22% of pupils attaining at this level over this period.

Skye and Lochalsh

Performance Indicator	Baseline Year 2001/2	Progress Years	Target 2004/5
		2002/3	
1+ Awards	71%	60%	72%
3+ Awards	53%	42%	54%
5+ Awards	33%	26%	34%

- The proportion of pupils attaining at SCQF Level 6 across all the indicators was considerably higher in Skye and Lochalsh in 2001/2 than in Highland as a whole.
- There was a drop in the number of pupils attaining one, three and five awards between 2001/2 and 2002/3 in Skye and Lochalsh, although the proportions attaining still remained higher than the Highland average.

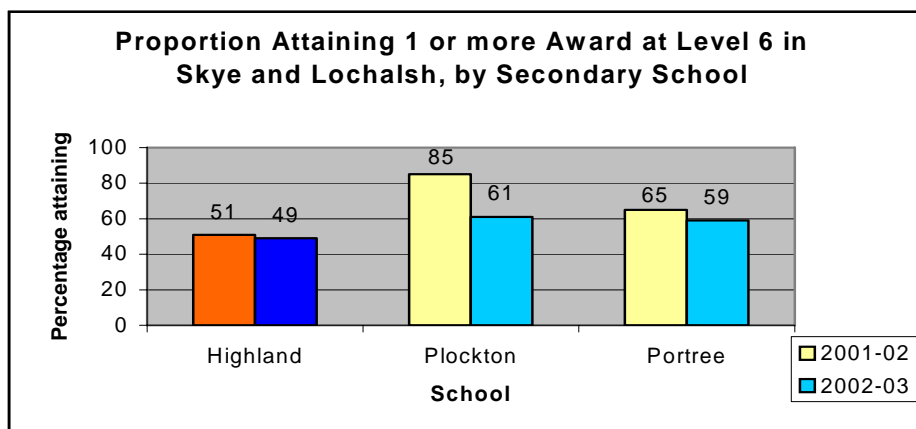
Figure 4



- Figure 4 highlights Higher attainment within Skye and Lochalsh between 2001/2 and 2002/3.
- Attainment across all three attainment levels can be seen to fall over the period.

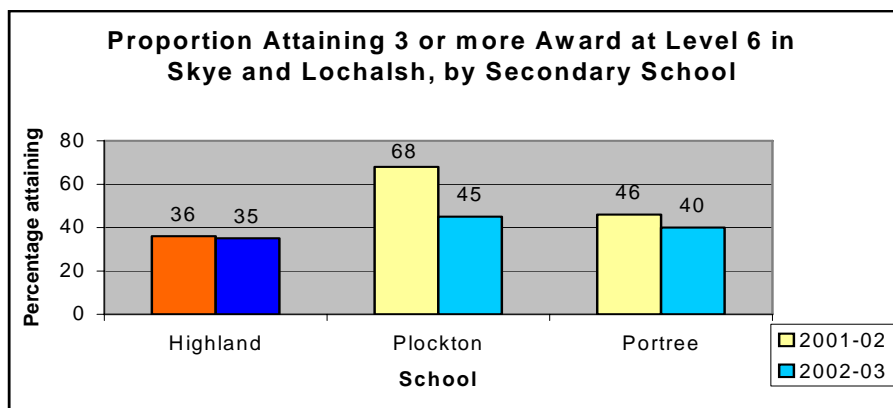
Improved Achievement

Figure 5



- Figure 5 looks at the attainment of one or more Higher awards across the two High Schools in Skye and Lochalsh, against the Highland average.
- The attainment level in Plockton High was higher than that of Portree in both 2001/2 and 2002/3.
- Both High Schools experienced a fall in attainment between 2001/2 and 2002/3, although the fall in attainment in Plockton High at this level was far greater than that of Portree High.
- The attainment of one or more Higher in both High Schools was greater than the Highland average in both 2001/2 and 2002/3.

Figure 6



- Figure 6 examines the proportion of pupils attaining three or more Higher awards in Skye and Lochalsh schools between 2001/2 and 2002/3.
- As demonstrated, both Plockton and Portree High schools experienced a fall in attainment at this level over the period.
- The proportion of pupils attaining within both Skye and Lochalsh secondary schools, was higher than the Highland average for both 2001/2 and 2002/3.

Improved Achievement

Local Outcome Target 2

Background:

This indicator is designed to monitor the attainment of the lowest performing pupils in both primary and secondary across Highland.

The target is compiled at three levels. At 5-14, the percentage of pupils not attaining Level C by the end of P7 and also the percentage of S2 pupils not attaining Level D is monitored. At SCQF level, the lowest attaining 20% of all pupils in Highland are identified by examining the average tariff attained by these individuals.

Reduce by 5% the proportion of pupils not attaining Level C in Reading, Writing and Maths by the end of P7:

Highland

Performance Indicator	Baseline Year 2001/2	Progress Years		Target 2004/5
		2002/3	2003/4	
<i>Reading</i>	7%	6.8%	6.5%	6.7%
<i>Writing</i>	11.4%	11.6%	9.8%	10.8%
<i>Maths</i>	10.3%	10.3%	8.1%	9.8%

- Between 2001/2 and 2003/4 there has been steady decrease in the proportion of pupils in Highland not attaining in Reading and Maths by the end of primary seven.
- The proportion of pupils not attaining in Writing initially rose during 2002/3 but fell in the period 2003/4.
- During 2003/4 the percentage of pupils not attaining their appropriate levels dropped to below the target set for 2004/5 across all three indicators

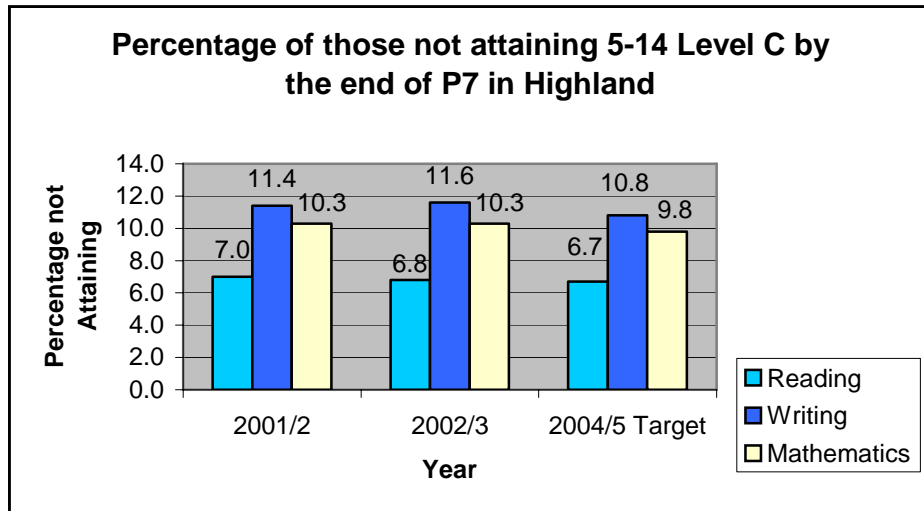
Skye and Lochalsh

Performance Indicator	Baseline Year 2001/2	Progress Years	Target 2004/5
		2002/3	
<i>Reading</i>	7.9%	5.8%	7.5%
<i>Writing</i>	12.4%	10.9%	11.8%
<i>Maths</i>	10.7%	7.7%	10.2%

- In Skye and Lochalsh the proportion of pupils not attaining Level C by the end of Primary 7 in 2001/2 were slightly higher than the Highland average.
- Between 2001/2 and 2002/3 the proportions not attaining across Reading, Writing and Maths all fell considerably to below the Highland average and in turn achieved the local targets set for 2004/5.

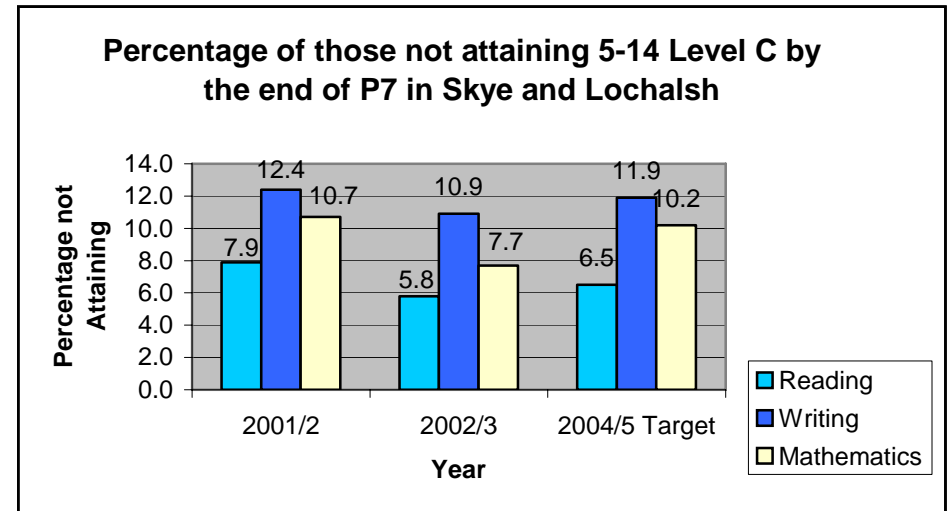
Improved Achievement

Figure 7



- Figure 5 shows the percentage of pupils in Highland not attaining at Level C by the end of primary 7.
- Only the percentage of pupils not attaining in Reading can be seen to fall between 2001/2 and 2002/3.
- The proportion not to attain in Writing increased over this period.

Figure 8



- Figure 6 shows the percentage of pupils not attaining at Level C by the end of primary 7 in Skye and Lochalsh
- When compared with figure 7 it is clear that in 2001/2, higher proportions of pupils in Skye and Lochalsh were not attaining across Reading, Writing and Maths than in Highland generally.
- Although these figures improved between 2001/2 and 2002/3 in both Highland and Skye and Lochalsh, the proportions not attaining in Writing remained considerably higher than those not attaining Reading or Maths.

Improved Achievement

Reduce by 5% the proportion of pupils not attaining Level D in Reading, Writing and Maths by the end of S2:

Highland

Performance Indicator	Baseline Year 2001/2	Progress Years		Target 2004/5
		2002/3	2003/4	
<i>Reading</i>	16.6%	15.2%	14.0%	15.8%
<i>Writing</i>	16.5%	15.5%	14.0%	15.7%
<i>Maths</i>	16.0%	17.8%	14.1%	15.2%

- There was a downward trend between 2001/2 and 2003/4 in the proportion of pupils not attaining Level D in Reading and Writing by the end of S2. The Highland targets set for these indicators for 2004/5, were achieved during the 2002/3 period.
- The proportion of Highland pupils not attaining in Maths initially increased between 2001/2 and 2002/3 but fell considerably during 2003/4 achieving the target set for 2004/5.

Skye and Lochalsh

Performance Indicator	Baseline Year 2001/2	Progress Years	Target 2004/5
		2002/3	
<i>Reading</i>	12.4%	11.4%	11.8%
<i>Writing</i>	23.9%	15.2%	22.7%
<i>Maths</i>	11.5%	9.8%	10.9%

- The proportion of pupils in Skye and Lochalsh not attaining Level D in Reading and Maths was considerably lower than those not attaining at this level within Highland.
- For both Reading and Maths, the proportions not attaining fell between 2001/2 and 2002/3 resulting in the achievement of the local targets set for 2004/5.
- The proportion of pupils not attaining Writing in 2001/2 was considerably higher in Skye and Lochalsh than in Highland overall, with almost a quarter of pupils not attaining Level D by the end of S2.
- The percentage not attaining this level fell significantly between 2001/2 and 2002/3 to only 15.2% not attaining in Writing. This reduction surpassed the local target set for 2004/5 and also the Highland average.

Improved Achievement

Figure 9

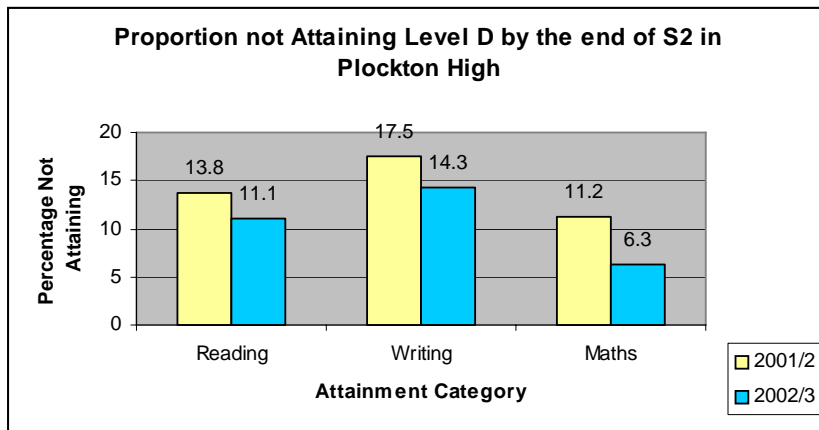
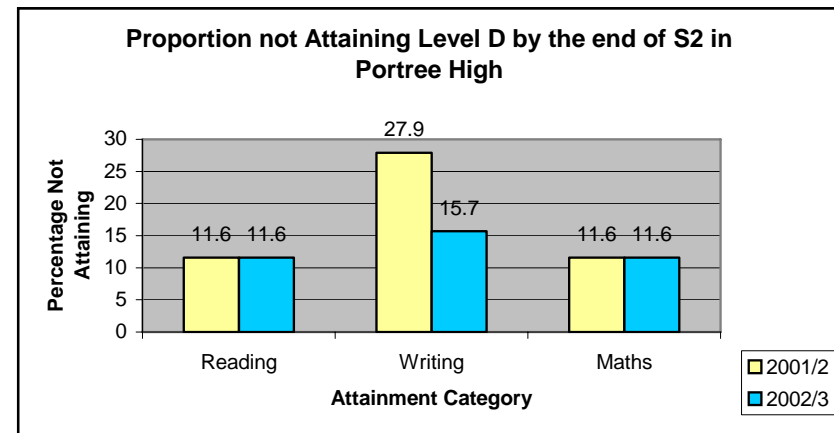


Figure 10



- Figures 7 and 8 compare the proportion of pupils not attaining Level D by the end of S2 in both Plockton and Portree Academies.
- In Plockton High School the proportion of pupils not attaining Level D in Reading, Writing and Maths fell between 2001/2 and 2002/3, in all cases to below the Highland average and lower than that of Portree High School.
- In Portree High School the proportion not attaining at Level D remained the same for both Reading and Maths although the percentage not attaining in Writing fell considerably to 15.7%, which is slightly above the Highland average.

Improved Achievement

5% points increase in the average tariff of the 20% lowest attaining S4 pupils:

Highland

Performance Indicator	Baseline Year 2001/2	Progress Years		Target 2004/5
		2002/3	2003/4	
<i>Average tariff</i>	67.1	59.4	65.4	72.1

- This indicator monitors the lowest performing 20% of S4 pupils across Highland. It includes all S4 pupils on the roll as of the September census. For example, the S4 roll in 2003/4 was 2,775; therefore 555 pupils are in the bottom 20%.
- Each qualification gained is awarded a number of points (UCAS Tariff), the total of which gives the pupil's tariff. UCAS tariff score points are allocated to each award level e.g. Standard Grade 3 gains 22 points. If no qualifications are sat the tariff is 0.
- Between 2001/2 and 2002/3 there was a fall in the average tariff of the lowest 20% of S4 pupils within Highland, from 67.1 to 59.4. In 2003/4, this trend was reversed and the average score was 65.4.

Skye and Lochalsh

	<i>Proportion in the bottom 20% of Highland pupils</i>		<i>Number of Pupils</i>		<i>Percentage of S4 School Role</i>		<i>Average UCAS points of lowest attaining pupils</i>	
	2001/2	2002/3	2001/2	2002/3	2001/2	2002/3	2001/2	2002/3
<i>Skye and Lochalsh</i>	3.7%	2.8%	21	16	12.4%	9.6%		
Plockton	0.5%	0.2%	3	1	5.5%	1.9%	27	0
Portree	3%	3%	18	15	15.7%	13.2%	35.5	59.2

- In Skye and Lochalsh there are few pupils who fall into the lowest 20% bracket.
- In 2002/3 only 2.8% of Highland's lowest performing pupils were to be found in the Skye and Lochalsh area, equating to just under 10% of the area's S4 school role.
- This was found to vary between the area's two schools. In both 2001/2 and 2002/3 Portree High had a higher proportion of pupils falling within Highland's lowest performing 20% than Plockton High School. In 2002/3 only one Plockton High pupil fell within this group.
- It is important to note that although only 3% of Highland's lowest performing pupils are within Portree High, this equates to almost 16% of the school's S4 role in 2001/2 but only 13% in 2002/3. Therefore it is important to examine the figures and not to directly compare schools, as it is not a comparison of like with like.
- The average UCAS points of the lowest attaining pupils within each school are included as a guide. The total includes the scores of those pupils that sat exams but also those that did not. For example, the one pupil falling within this group from Plockton High in 2002/3 did not sit any exams, and so the average tariff is 0. Although there were considerably more pupils falling within this group from Portree High some did sit exams which is why their average tariff is higher. At individual school level the tariff scores should therefore be used objectively.

Improved Achievement

Local Outcome Target 3

Background:

A Local Authority has a statutory responsibility for the welfare of young people in its care. This indicator monitors the levels of attainment of young people classed as *Looked After* within Highland whether at home or away from home.

This target is presented on two levels, the percentage attaining the appropriate 5-14 level in the combined P3, 4, 6, 7 and S2 and also the percentage of S4 pupils attaining generally at SCQF level 3 and specifically in English and Maths.

5% points increase in the percentage of looked after children in the combined P3, 4, 6, 7 and S2 stages achieving or exceeding the appropriate 5-14 level relevant to their stage in Reading, Writing and Maths:

Highland

Performance Indicator	Baseline Year 2001/2	Progress Years	Target 2004/5
		2002/3	
<i>Reading</i>	28%	29%	33%
<i>Writing</i>	24%	22%	29%
<i>Maths</i>	24%	24%	29%

- Between 2001/2 and 2002/3 there was a 1% increase in the level of Reading attainment of Looked After Children in the combined P3, 4, 6, 7 and S2 stages.
- Attainment in Writing for Looked After Children fell during this period, whilst attainment in Maths remained static.

It is expected that overall attainment will improve during the period 2003/4 and accordingly the attainment of Looked After Children. With the presence of a team devoted to the care of Looked After Children it is also hoped that these attainment levels will improve.

Skye and Lochalsh

The numbers of Looked After Children in the Skye and Lochalsh area falling within this category for monitoring was below ten. These numbers are therefore too small to be presented within this format both meaningfully and in terms of confidentiality.

5% point increase in SCQF level 3 generally and greater than 5% in English and Maths in S4:

Improved Achievement

Highland

Performance Indicator	Baseline Year 2001/2	Progress Years	Target 2004/5
		2002/3	
<i>SCQF Level 3</i>	51%	40%	56%
<i>English</i>	46%	38%	51%
<i>Maths</i>	42%	29%	47%

- At Highland level, the numbers attaining both generally at Level 3 and in English and Maths, fell considerably between 2001/2 and 2002/3
- Just over half of young people did attain at least one standard grade at Level 3 in 2001/2 but this fell in 2002/3 to 40%.
- It is important to note that in both 2001/2 and 2002/3, one pupil is required to prompt a 2% change.

It is expected that overall attainment will improve during the period 2003/4 and accordingly the attainment of Looked After Children. With the presence of a team devoted to the care of Looked After Children it is also hoped that these attainment levels will improve.

Skye and Lochalsh

The number of S4 young people Looked After within the Skye and Lochalsh area was below 10 and therefore for confidentiality purposes these figures will not be presented here.

Local Outcome Target 4

Background:

Improved Achievement

From April 2004 it became a statutory responsibility for Local Authorities to monitor the progress of those young people who were in care at their 16th birthday, through the remainder of their time in care and after, up until their 19th birthday.

This indicator is to monitor those young people the intention being to increase the percentage of young people who were Looked After entering further education, training and employment.

Increase the proportion of those who are looked after at the 16th birthday, that are in employment/training or higher/further education at their 19th birthday:

Highland

Performance Indicator	Baseline Year 2001/2	Progress Years	Target 2004/5
	Proportion of Care Leavers Known in:	2002/3	
<i>Employment</i>	14%		
<i>Employment and training</i>	14%		
<i>Training</i>	43%		
<i>Further education</i>	0		
<i>Higher Education</i>	0		
<i>Unemployed</i>	29%		
<i>Number Unknown</i>	18		

- This target is still under development.
- Full data will be available for the year 2004/5 onwards.

Improved Health

Local Outcome Target 5

Background:

Good oral health is essential for the whole population and the routines established as children are carried with us into adult hood. Good oral health is no doubt important but it is also a good indicator of an individual's general health, mood and wellbeing. The route to good oral health is through good diet, toothbrushing and dental check ups.

This indicator monitors dental caries in children at 5 and 12 years old but also monitors the percentage of the child population registered with a NHS dentist.

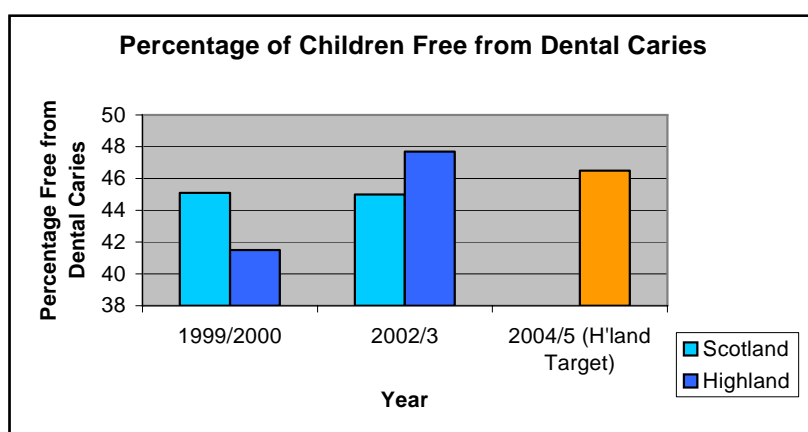
5% increase in the number of 5-year-olds free of dental caries:

Highland

Performance Indicator	Baseline Year 1999/2000	Progress Years	Target 2004/5
		2002/3	
5 year olds free from dental caries	41.5%	47.7%	46.5%

- The number of five year olds free from dental caries has considerably increased between 1999/2000 and 2002/3.
- Although the local target for 2004/5 has been reached by Highland, there is still a significant way to go to achieve the national NHS Target of 60% of children being free from dental caries by 2010.

Figure 11



- Figure 11 demonstrates Highland's progress in the percentage of 5-year-olds free from dental caries, against the Scottish average and the 2004/5 Highland target.

- As is highlighted, although behind the Scottish average in 1999/2000, Highland has made considerable progress to both meet the 2004/5 target and improve upon the Scottish average.
- *Progress information for this target was collected during 2003/4 and the figures should be available shortly*

Improved Health

Achieve a mean DMFT of 1.6 for 12 year olds:

Highland

Performance Indicator	Baseline Year 1996/7	Progress Years		Target 2006
		2004/5		
<i>Mean DMFT for 12 year olds</i>	1.75			1.6

- Information for this target is due to be collected by the Dental Health Services Research Unit during 2004/5 and should be available in 2006.
- Note: DMFT stands for Decayed, Missing and Filled Teeth.

Increase the percentage of under 18s under the care of an NHS dentist:

Highland

Performance Indicator	Baseline Year 2001/2	Progress Years		Target 2004/5
		2002/3	2003/4	
<i>Registered with General Dental Service</i>	62%	63%	62%	>62%
<i>Registered Community Dental Service</i>	14%	13%		>14%
<i>Total Registered</i>	76%	76%		>76%

- There are two types of NHS dentist in Scotland, the Community Dental Service and General Dental Service. Combined they provide the total percentage of under 18's registered with an NHS dentist.
- Just over three-quarters of young people are registered with an NHS dentist in Highland. This has not changed between 2001/2 and 2002/3 although there has been a slight increase in General Dental Service registrations and a slight fall in Community Dental Service registrations.

Improved Health

Local Outcome Target 6

Background:

The following indicators provide information on the usage of alcohol, drugs and cigarettes among a sample of young people in Highland.

The information for this target is taken from the Scottish Schools Adolescent Lifestyle and Substance Use Survey (SALSUS). It is carried out among 13 and 15 year olds across Scotland and a sample drawn to be representative of the Highland population.

**Reduce the proportion of 13 and 15 year olds using alcohol
in the last week to 35%:**

Highland

Performance Indicator	Baseline Year 2001/2	Target 2006
<i>13 year olds</i>	24%	23%
<i>15 year olds</i>	49%	47%
<i>Total</i>	37%	35%

**Reduce the proportion of 13 and 15 year olds smoking
regularly to 12 % a week:**

Highland

Performance Indicator	Baseline Year 2001/2	Target 2006
<i>13 year olds</i>	9%	
<i>15 year olds</i>	22%	
<i>Total</i>	16%	12%

**Reduce the proportion of 13 and 15 year olds using drugs
in the last month to 14%:**

Highland

Performance Indicator	Baseline Year 2001/2	Target 2006
<i>13 year olds</i>	8%	
<i>15 year olds</i>	24%	
<i>Total</i>	16%	14%

- Progress information for this target is due to be collected in 2006.

Improved Health

Local Outcome Target 7

Background:

To monitor the number of events and the rate of teenage pregnancies within Highland.

The number of events includes miscarriages and therapeutic abortions but doesn't include miscarriages that are not referred to hospital or any private abortions. The rate per 1000 of the population is expressed as a two year rolling average. Given the small number of events per year, it is felt this is a better representative of trend in teenage pregnancies in Highland.

Sustain a downward trend in the number and rate per 1000 of teenage pregnancies:

Highland

Performance Indicator	Baseline Year 2001/2	Progress Years	Target 2004/5
		2002/3	
<i>Number of pregnancies in 13-15 year olds</i>	35 events	25 events	< 35 events
<i>Rate per 1000 of pregnancies in 13-15 year olds (2y rolling average)</i>	7.3 / 1000	7.6 / 1000	< 7.3 / 1000

- The total number of teenage pregnancies considerably reduced between 2001/2 and 2002/3.
- Due to the rate being expressed as a two year rolling average, the rate increased slightly between 2001/2 and 2002/3. The rate will become more meaningful in the coming years.

Improved Health

Local Outcome Target 8

Background:

The Scottish Executive have highlighted the development of health promoting schools as a priority. A health promoting school understands the important effect that improving the health and wellbeing of its pupils and staff will have on raising attainment, fulfilling potential and improving quality of life.

All schools to achieve Health Promoting Status by 2005:

Highland

Performance Indicator	Baseline Year Aug 2003	Progress Years						Target 2005
		April 2004		Dec 2004		April 2005		
<i>Primary School</i>	184	9	5%	26	14%	62	34%	184
<i>Secondary School</i>	29	4	14%	8	38%	10	34%	29
<i>Special School</i>	6	1	17%	2	33%	3	50%	6
<i>Nursery School</i>	1	1	100%	1	100%	1	100%	1
<i>Total</i>	220	15	7%	37	17%	76	35%	220

- Since August 2003, 76 schools have been accredited with Health Promoting Status.
- This accounts for 35% of the total schools in Highland.
- By April 2005, 37% of Highland pupils were in schools with Health Promoting Status
- A further 42 schools (19%) are registered so far to be accredited in the school year 2004/5

Skye and Lochalsh

Performance Indicator	Total Schools	Number Health Promoting	Percentage Health Promoting	Percentage of Children Targeted
<i>Skye and Lochalsh</i>	25	8	32%	25%
Primary	23	8	35%	51%
Secondary	2	0	0	0

- Eight of Skye and Lochalsh's 25 schools had been accredited with Health Promoting Status by April 2005.
- This is one third of the total schools within the area and a quarter of the pupil population.
- 13 of the remaining 17 schools have registered so far for accreditation with Health Promoting Status in the 2004/5 school year.

Improved Social Inclusion

Local Outcome Target 9

Background:

To monitor the number of temporary exclusions in Highland by school type and gender and to specifically monitor those excluded from school from ethnic minorities and children who are Looked After.

Reduce the number of temporary school exclusions by at least 5%:

Highland

Performance Indicator	Baseline Year 2001/2	Progress Years		Target 2004/5
		2002/3	2003/4	
<i>Total number of exclusions</i>	759	738	833	721
<i>Rate of exclusions per 1000</i>	22.8	22.3	25.2	
Schools				
Primary				
<i>Number of exclusions</i>	83	60	62	
<i>Rate of exclusions</i>	4.5	3.3	3.5	
Secondary				
<i>Number of exclusions</i>	674	677	761	
<i>Rate of exclusions</i>	45.9	45.8	50.8	
Special Schools				
<i>Number of exclusions</i>	2	1	0	
<i>Rate of exclusions</i>	11.6	5.6	0	
Gender				
<i>Number of incidents Involving girls</i>	180	179	211	
<i>Number of incidents Involving boys</i>	579	559	612	
Other				
<i>% of incidents involving looked after children</i>	3.2%	4.2%	1.5%	
<i>% of incidents involving children from ethnic minorities</i>	0.3%	0.4%	0.1%	

- Temporary exclusions in Highland initially decreased between 2001/2 and 2002/3 and then experienced a rise again over the period 2003/4. This can be observed in both the number of exclusions and the rate per 1000 pupils.
- Although the number of primary school exclusions increased slightly during 2003/4, the rise in number and rate of exclusions in Highland can be observed in secondary exclusions for the area.
- The number of boys excluded over the period was almost three times the number of girls.
- In 2003/4 the number of exclusions increased among both males and females.
- The percentage of Looked After Children excluded decreased by 1.7% as a percentage of the total exclusions during 2003/4.
- The percentage of ethnic minority exclusions decreased slightly between 2001/2 and 2003/4.

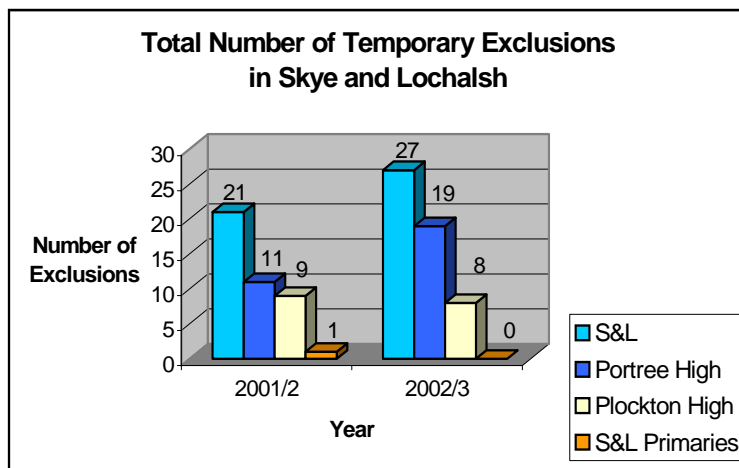
Improved Social Inclusion Skye and Lochalsh

Performance Indicator	Baseline Year 2001/2	Progress Years	Target 2004/5
		2002/3	
<i>Total number of exclusions</i>	21	27	20
<i>Rate of exclusions per 1000</i>	9.7	12.5	
Schools			
Primary	1	0	
<i>Number of exclusions</i>			
<i>Rate of exclusions</i>	0.9	0	
Secondary	20	27	
<i>Number of exclusions</i>			
<i>Rate of exclusions</i>	19.7	25.9	
Special Schools	N/A	N/A	
<i>Number of exclusions</i>			
<i>Rate of exclusions</i>	N/A	N/A	
Gender			
<i>Number of incidents involving girls</i>	5	12	
Plockton	3	2	
Portree	2	10	
<i>Number of incidents involving boys</i>	16	15	
Plockton	6	6	
Portree	9	9	
Portree Pr	1		

- In Skye and Lochalsh the number of temporary exclusions increased between 2001/2 and 2002/3. This can be observed in both the number and rate of exclusions per 1000 pupils.
- Only one exclusion was made from a primary school in the area in 2001/2 and none in 2002/3.
- The increase in exclusions over the period can be attributed to the secondary schools within the area.
- The number of boys excluded in 2001/2 was more than three times the number of girls but in 2002/3 the difference was very small.
- The increase between 2001/2 and 2002/3 can be observed in the number of girls excluded from Portree High in 2002/3

Figure 12

Improved Social Inclusion



- Figure 12 shows the total number of exclusions for Skye and Lochalsh area and also across the area's secondary schools.
- As can be seen, there was an overall increase in exclusions for the area which can be explained by the increase in exclusions from Portree High.

Local Outcome Target 10

Background:

This indicator is designed to provide information on the levels of sporting and cultural activities accessed by young people in Highland. This is to ensure that young people are participating in regular sport and extracurricular activities for their own health and wellbeing.

***All 5-17 year olds participating for at least 6 hours per week
in sports, arts and cultural activities:***

This target is being evaluated through the UHI Evaluation of Integrated Children's Services. It will be measured through monitoring levels of participation in external culture and leisure activities and through a 'Young People and their Leisure Activities' survey. Results available during 2005.

Local Outcome Target 11

Background:

Respite care provides temporary relief for carers of children with disabilities. The provision of this care can take several forms. It could take the form of a short break, based on an overnight stay either in foster care or a residential home, or it could be family based support in their own home, determined by the number of hours. Individuals may receive one or the other or a combination of both.

***Increase the number of young people with disabilities
accessing respite services:***

Highland

Performance	Baseline Year	Progress Years	Target
-------------	---------------	----------------	--------

Improved Social Inclusion

Indicator	2001/2	2002/3	2003/4	2004/5
<i>5% increase in the number of short breaks (nights)</i>	1,743 nights	2,865 nights	3,614 nights	1,830 nights
<i>5% increase in the amount of family support (hours)</i>	4,925 hours	6, 762 hours	15,169 hours	5,171 hours

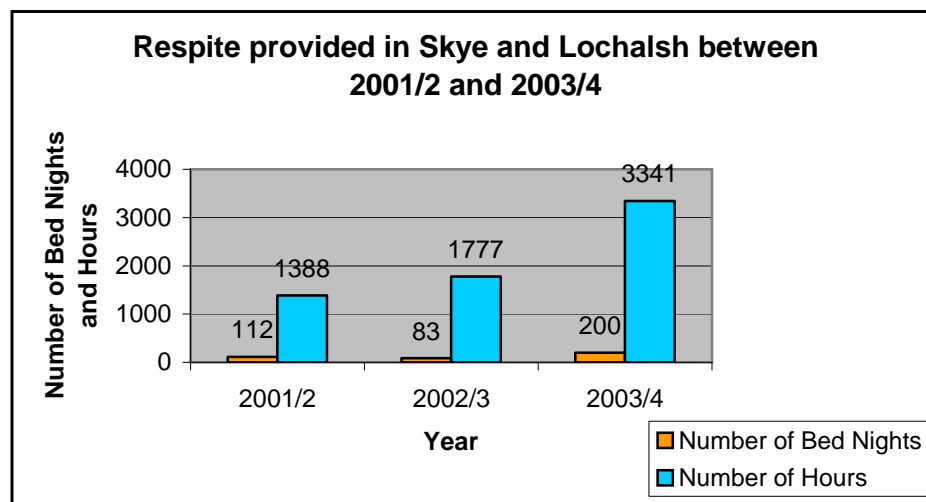
- Between 2001/2 and 2003/4 there can be seen a rising trend in the number of short breaks and the amount of family support being provided for children with disabilities in Highland.
- The number of short breaks provided has more than doubled between 2001/2 and 2003/4 and the amount of family support more than trebled.
- The Highland targets for both indicators were met in the course of the first year.

Skye and Lochalsh

Performance Indicator	Baseline Year 2001/2	Progress Years		Target 2004/5
		2002/3	2003/4	
<i>5% increase in the number of short breaks (nights)</i>	112 nights	83 nights	200 nights	118 nights
<i>5% increase in the amount of family support (hours)</i>	1388 hours	1777 hours	3341 hours	1457 hours

- The amount of family support in Skye and Lochalsh, like Highland, has increased year on year since 2001/2, more than doubling during this period.
- The number of short breaks initially fell in the first year but more than doubled between 2002/3 and 2003/4.
- As with Highland, the local targets for Skye and Lochalsh were achieved in 2003/4 for short breaks provided and 2002/3 for family support.

Figure 13



Improved Social Inclusion

- Figure 13 graphically shows the volume of respite provided in Skye and Lochalsh between 2001/2 and 2003/4 and the considerable increase in both the number of short breaks available and the amount of family support hours.

Without a respite facility it is unsurprising that the number of short breaks in Skye and Lochalsh may seem low. With the opening of a respite facility at Staffin, it is expected this will improve access to short breaks and family support, and therefore improve this performance indicator.

Improved Social Inclusion

Local Outcome Target 12

Background:

This indicator is designed to measure the provision of Surestart services within Highland. Surestart specifically targets vulnerable families with 0-3 year olds and provides support either through group work or home based support.

Throughout Highland different agencies provide Surestart services from Family First to NCH. Within this provision, some will work with all children within a family when providing home based support and not merely those under four.

Increase the number of vulnerable families of 0-3 year olds accessing early years care and learning services:

Highland

Performance Indicator	Baseline Year 2002	Progress Years	Target 2004/5
		2003	
<i>10% increase in the number of children under four accessing early years services</i>	392 (including supported toddler groups)	567 (excluding supported toddler groups)	431
		749 (including supported toddler groups)	
<i>Number of children accessing early years support services</i>	510 (including supported toddler groups)	658 (excluding supported toddler groups)	
		840 (including supported toddler groups)	
<i>Total number of families accessing early years services</i>	22#	431 (excluding supported toddler groups)	
		558 (including supported toddler groups)	

Missing Figures

- Between 2002 and 2003 the numbers accessing Surestart services increased considerably within Highland, reaching the target set for 2004/5.
- The reporting of data improved over this period allowing for the breakdown of the number of families accessing services and also figures including and excluding supported toddler groups.
- Supported toddler groups are situated in areas of need but do provide a universal service to avoid stigmatisation of groups. It is therefore important to examine the provision of service both with and without the inclusion of supported toddler groups.

Improved Social Inclusion

Skye and Lochalsh

Performance Indicator	Baseline Year 2002	Progress Years	Target 2004/5
		2003	
<i>10% increase in the number of children under four accessing early years services</i>	0	29	
		20 = Home Visiting 9 = Group Work	
<i>Number of children accessing early years support services</i>	0	35	
		26 = Home Visiting 9 = Group Work	
<i>Total number of families accessing early years services</i>	0	25	
		17 = Home Visiting 9 = Group Work	

- Surestart services in Skye and Lochalsh are provided by Family First through a mixture of home visiting and group based work.
- The provision of services only begun in 2003 and so earlier figures are not available.

With Surestart funding increasing it is expected provision within Skye and Lochalsh will increase over the next year which will in turn be represented in the data collected.

Improved Support to Children and Families

Local Outcome Target 13

Background:

To improve the assessment process for children and young people and the sharing of information between agencies.

All referrals of vulnerable young people to be assessed within a common framework:

- Target for 2005

Local Outcome Target 14

Background:

To monitor and improve upon the length of time young people are waiting permanent adoptive placements.

This indicator is measured by the length of time between the decision taken at a Care Review to place the young person for adoption and a permanent placement being made.

Reduce the length of time young people are awaiting permanent adoptive placements:

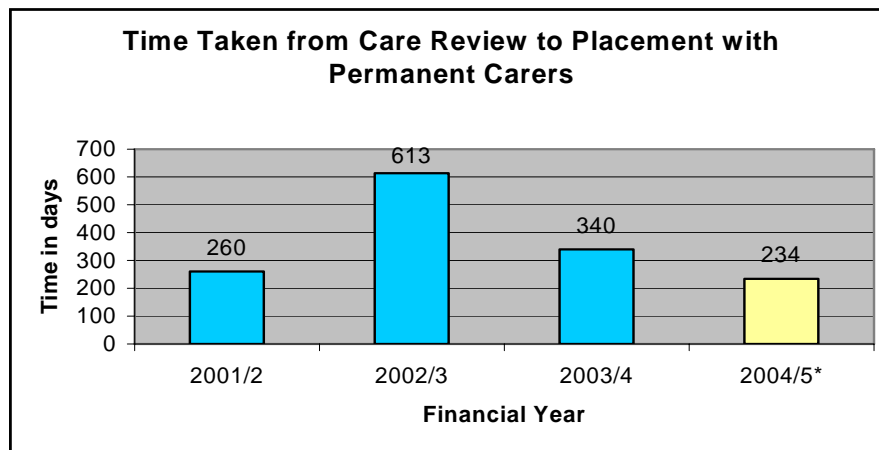
Highland

Performance Indicator	Baseline Year 2001/2	Progress Years		Target 2004/5
		2002/3	2003/4	
<i>Reduce by 10% time taken from care review to placement with permanent carers (measured by year of placement)</i>	260 days	613 days	340 days	230 days
<i>Reduce by 10% time taken from care review to placement with permanent carers (measured by year of review)</i>	325 days	404 days (4 outstanding)	287 days (1 outstanding)	292 days

- Both methods of measuring this indicator highlight an increase in the length of time taken to place a young person with a permanent carer between 2001/2 and 2002/3, and a reduction towards the target year 2004/5.
- Method two of monitoring still has a number of outstanding cases awaiting placement, the decision to opt for adoption having been made in 2002/3 and 2003/4. The average time between review and placement will therefore increase in these cases as permanent placements are made in the coming months.

Improved Support to Children and Families

Figure 14



- Figure 14 highlights the progress made towards reducing the time taken to achieve permanent adoptive placements.
- This indicator is measured from the year in which a permanent placement was made.
- As is highlighted, although there was a considerable increase in the period 2001/2 and 2002/3, there is now a trend downward towards the target of 2004/5.
- The number of adoption cases dealt with in the Skye and Lochalsh area are small and therefore these figures will not be presented here.

Improved Support to Children and Families

Local Outcome Target 15

Background:

This indicator is designed to monitor youth crime within the Highlands. It is measured through both the number of persistent young offenders and the number of offences by young people. Both sources of information come from the Children's Reporter.

A persistent young offender is defined by an individual who has had five or more episodes of offending in the previous six months. This indicator therefore provides a snapshot at the time of measuring.

To reduce youth crime:

Highland

Performance Indicator	Baseline Year Apr-Sep 2003	Progress Years	Target Oct-Mar 04/5
		Oct-Mar ³ / ₄	
<i>10% reduction in the number of persistent offenders</i>	40	15	36
<i>10% reduction in the number of offences by young people</i>	913*	1013*	822*

**provisional*

- There was a considerable reduction in the number of persistent young offenders in the second half of the year 2003/4, more than achieving the target set for 2004/5.
- The number of offences committed by young people as reported to the Children's Reporter, increased over this period by slightly more than 10%.
- Of the provisional number of offences for the first half of 2003, 27% were committed by the 40 persistent young offenders.
- For both periods, April to September 2003 and October to March 2004, there was one persistent young offender within the Skye and Lochalsh area.

Improved Support to Children and Families

For further details of any of the information contained in this report please contact:

Alison Clark
Researcher, Integrated Children's Services
Assynt House
Beechwood Business Park
Inverness

Tel: 01463 704921

Alison.clark@hnb.scot.nhs.uk